

CPMIS

Child Protection Management Information System

Annual Report 2014

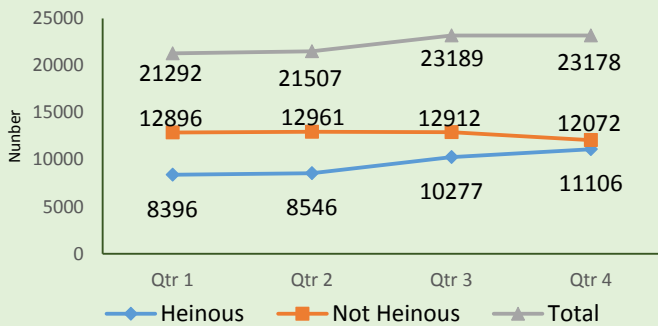
Juvenile Justice Boards (JJBs)

Number of JJBs : 38

Details of JCL (Juveniles in Conflict with Law) cases pending with JJBs

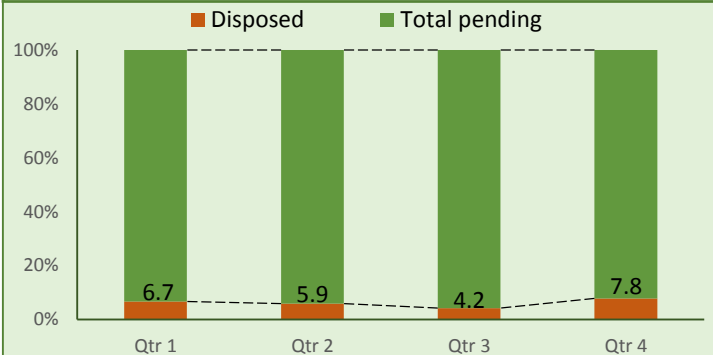
January - December 2014

Cases pending with JJBs according to nature of the offence



- A decrease in not heinous cases over the last 2 quarters
- An increase in heinous cases in all four quarters
- Total cases pending with the JJBs also show an increasing trend in the first 3 quarters.

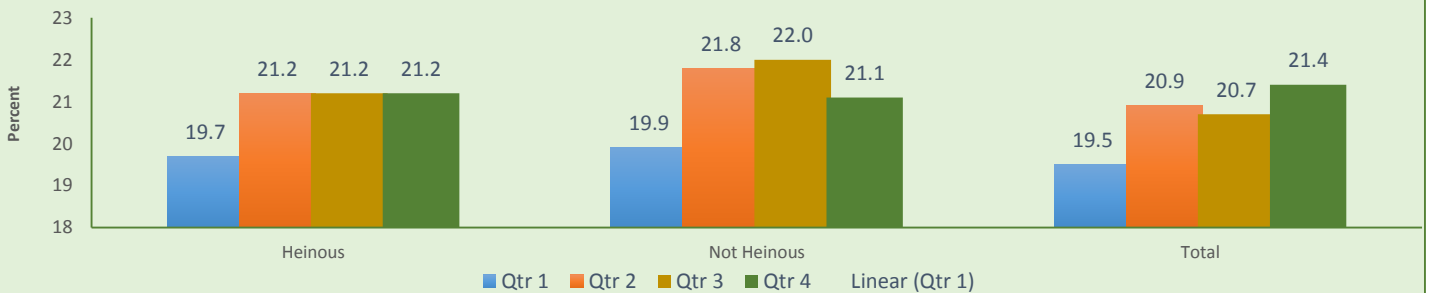
Cases disposed out of total pending cases with JJBs



- % of cases disposed in the first three quarters showed a declining trend
- Last quarter shows increase in the disposed cases out of the total pending cases with the JJBs.

Percentage of Cases Pending with Juvenile Justice Board > 6 months

January-December 2014



Heinous cases pending > 6 months

- No change in pendency of heinous cases in the last three quarters (April to December 2014), i.e., heinous cases pending more than 6 months remained same.

Not Heinous Cases pending > 6 months

- An increase in pending cases in the second and third quarters (April-September 2014)
- A decrease in the pending cases in the last quarter (October-December 2014)

Total cases pending > 6 months

- An increase in pending cases in the second and fourth quarter
- Slight decrease in pending cases in the third quarter followed by increase again in the last quarter.

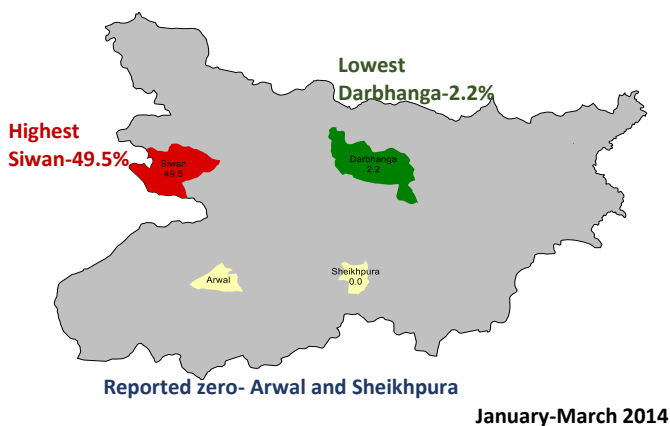
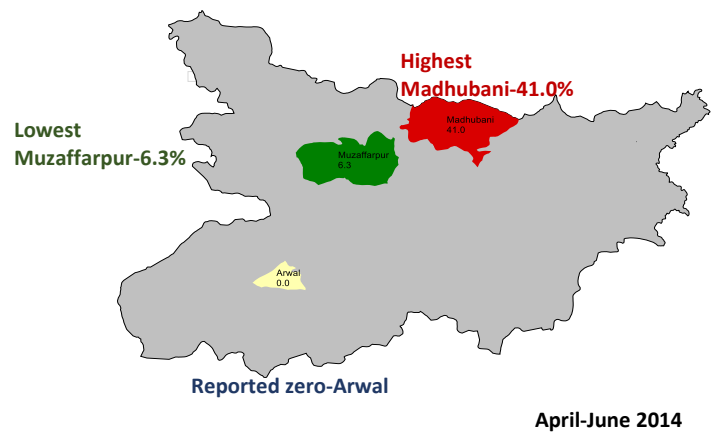
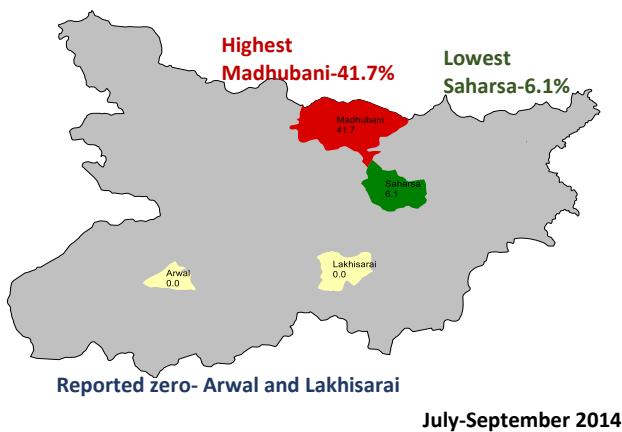
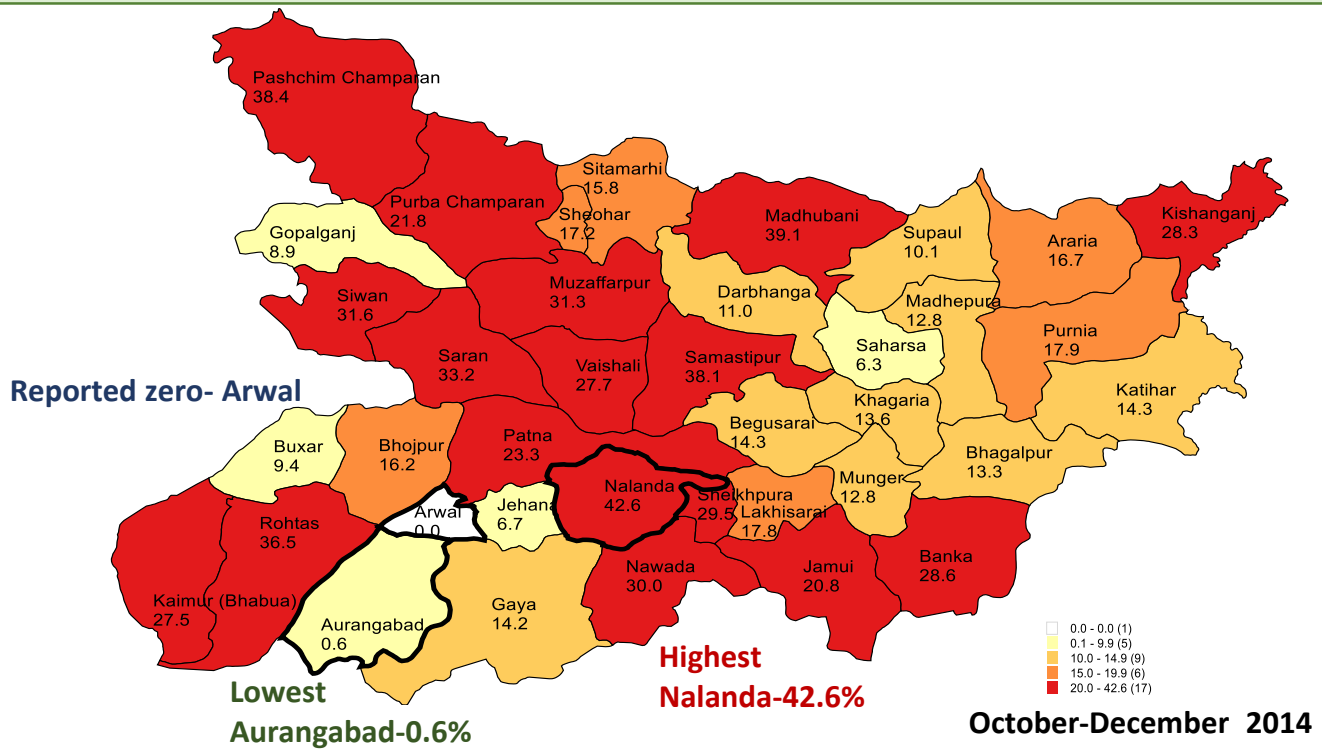
Number of final orders passed by nature of order

January-December 2014

Final Order Passed	Quarter 1	Quarter 2	Quarter 3	Quarter 4	Order that has shown increasing trend consistently-
Abated on death	0	3	2	4	- Discharged
Repatriated to foreign country	0	0	0	0	
Transfer to other JJB	15	15	26	15	Orders that have shown declining trend consistently-
Discharged	20	83	92	110	- Committed Offence
Declared absconder & file consigned	64	51	15	53	- Acquitted
Compounded	164	141	74	87	
Committed offence	210	137	132	88	Orders that have shown declining trend with variation in a quarter-
Terminated under Rule 13(7)	267	285	205	1161	- Declared absconder & file consigned
Acquitted	691	550	438	296	- Compounded
Total	1431	1265	984	1814	

Percentage of Cases Pending with Juvenile Justice Board > 6 months

January-December 2014



% cases pending with JJBs for more than six months:

- More than 40% cases pending >6 months reported in at least one district in all the quarters.
 - Madhubani reported highest pending cases >6months in 2nd and third quarters.
 - Siwan and Nalanda had higher % of >6month pending cases in last two quarters.
- About 40-50% districts reported more than 20% cases pending beyond 6 months in all the quarters
Qtr 1- 14 districts; Qtr 2- 18 districts; Qtr 3- 19 districts and Qtr 4- 17 districts.
- Arwal did not report on pendency of cases during the year. Sheikhpura and Lakhisarai reported zero cases pending beyond 6

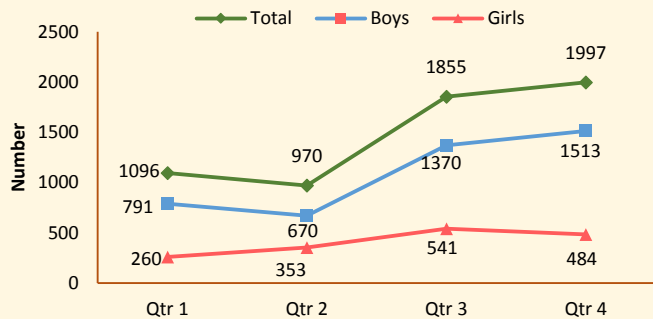
Child Welfare Committees (CWCs)

Number of CWCs : 38

Details of CNCP (Children in Need of Care & Protection) cases pending in CWCs

January - December 2014

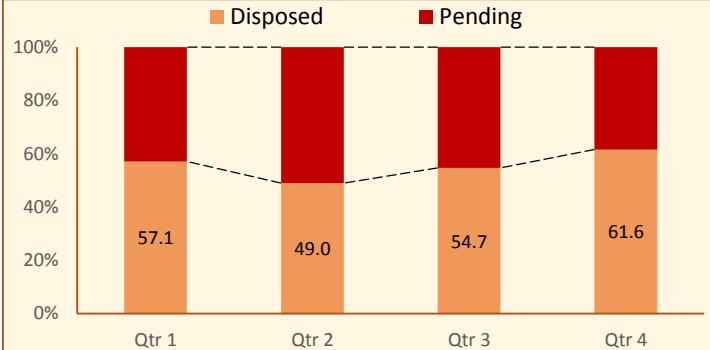
CNCP cases pending with CWCs during the quarters



* Gap in reporting sex disaggregated data

- A decrease in girls (CNCP) cases pending with CWCs in the fourth quarter
- A consistent increase in boys (CNCP) cases in 3rd and 4th quarters resulting in overall increase in pending cases

Cases disposed out of total pending cases with CWCs

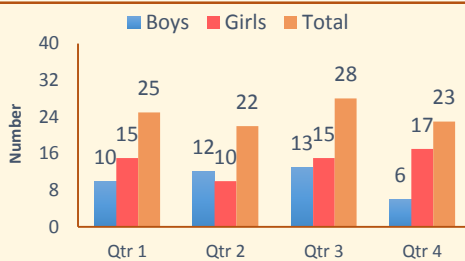


- A decrease in the % of cases disposed by the CWCs in the second quarter from 57.1% to 49.0%
- % of cases disposed by CWCs during the quarters has shown an increasing trend in the 3rd and 4th quarters.

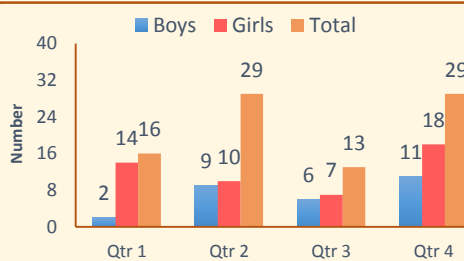
Children declared free for adoption

January-December 2014

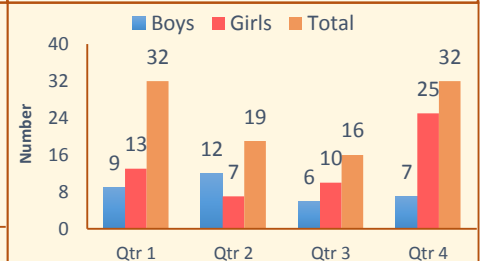
Inquiries pending from the previous quarter



Children declared free for adoption during the quarter



Inquiries carried forward to the next quarter



* Qtr 1: Gap in reporting sex disaggregated data

Number of Inquiries pending from the previous quarter

- More number of girls CNCP inquiries pending in three quarters

Children declared free for adoption

- More girls declared free for adoption
- Declining trend for girls in 2nd and 3rd qtrs; increase in boys in 2nd- 4th qtrs.

Inquiries carried forward to the next quarter

- Decreasing trend in the first 3 qtrs
- Increase in inquiries in the 4th qtr

Final orders given by the CWCs

January-December 2014

Details of order given	Qtr 1	Qtr 2	Qtr 3	Qtr 4	Ranking top four orders given in all quarters in majority cases: <ol style="list-style-type: none"> 1. Restored to family 2. Sent to Special Home 3. Sent to other districts 4. Placed in a children's home until completion of 18 yrs. of age Other important order given: <ol style="list-style-type: none"> 1. Sent to SAA 2. Sent to other states 3. Placed with a fit institution Other orders: <ul style="list-style-type: none"> - Order referring for sponsorship was given only in quarter 3. - Order placing the CNCP with a fit person was given in 1st and 3rd quarter - No child was referred to Foster Care
Restored to family	511	371	826	730	
Sent to Special Home	171	47	252	427	
Sent to Specialised Adoption Agency	5	3	28	45	
Sent to Other Districts	39	42	223	427	
Sent to Other States	12	0	8	9	
Placed in a Children's Home until completion of 18 years age	38	11	47	55	
Placed with a fit Institution	8	5	2	9	
Placed in Children's Home for Mentally Challenged	3	1	2	1	
Referred for Sponsorship	0	0	5	0	
Referred for pre-adoption foster care	3	1	1	1	
Referred to Foster Care Placement	0	0	0	0	
Placed with a fit person	8	0	2	4	
Any other orders given	1	2	0	0	
Total orders given	799	483	1396	1704	

Total CNCP pending cases with the CWCs during the quarters

January - December 2014

