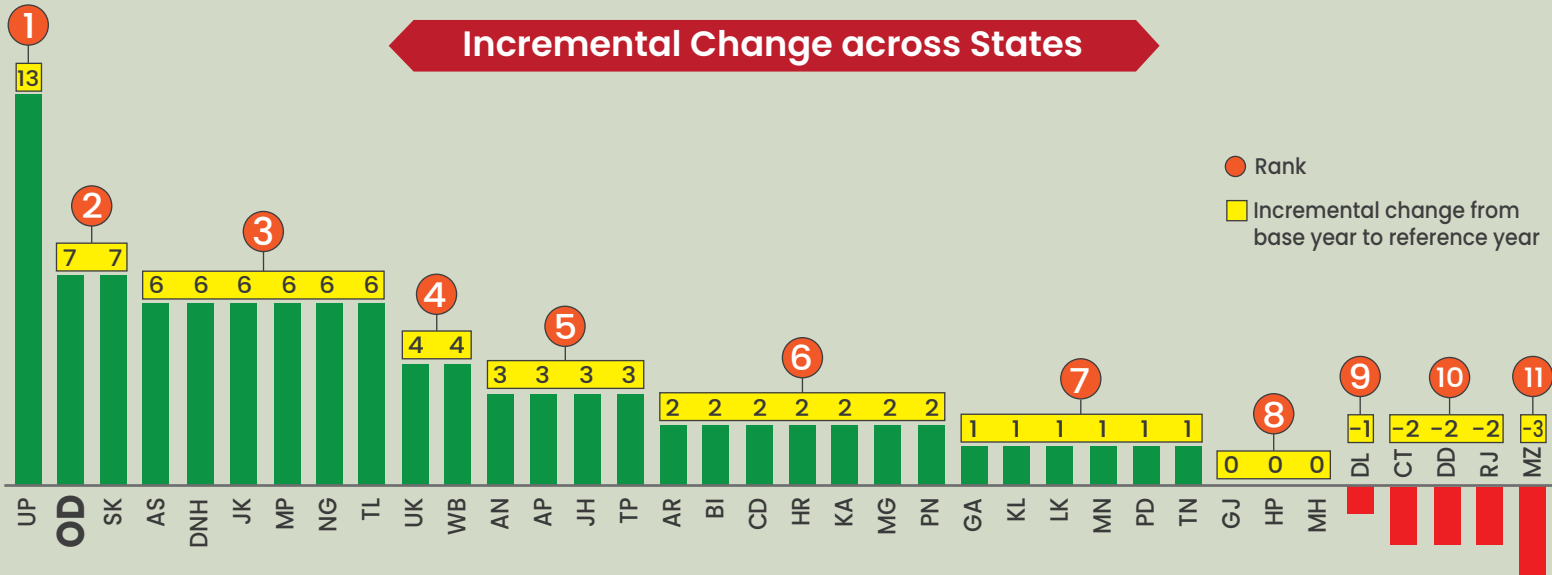


NITI Aayog SDG Index 2019: Odisha Ranked as 2nd Highest Performer State!

Incremental Change across States



SDG Index Overall Performance: Odisha Improved from 17th to 12th Rank!

Base Year (2018)		Reference Year (2019)		Based on Rank	Base Year (2018)		Reference Year (2019)		
State	Index	Rank	Index		Rank	State	Index	Rank	
Kerela (KL)	69	1	70	1	Andaman & Nicobar (AN)	58	11	61	9
Chandigarh (CD)	68	2	70	1	Manipur (MN)	59	10	60	10
Himachal Pradesh (HP)	69	1	69	2	West Bengal (WB)	56	13	60	10
Tamil Nadu (TN)	66	3	67	3	Jammu & Kashmir (JK)	53	15	59	11
Andhra Pradesh (AP)	64	5	67	3	Tripura (TP)	55	14	58	12
Telangana (TL)	61	8	67	3	Madhya Pradesh (MP)	52	16	58	12
Puducherry (PD)	65	4	66	4	Odisha (OD)	51	17	58	12
Karnataka (KA)	64	5	66	4	Rajasthan (RJ)	59	10	57	13
Goa (GA)	64	5	65	5	Haryana (HR)	55	14	57	13
Sikkim (SK)	58	11	65	5	Nagaland (NG)	51	17	57	13
Gujrat (GJ)	64	5	64	6	Mizoram (MZ)	59	10	56	14
Maharashtra (MH)	64	5	64	6	Chhatisgarh (CT)	58	11	56	14
Uttarakhand (UK)	60	9	64	6	Assam (AS)	49	19	55	15
Lakshadweep (LK)	62	7	63	7	Uttar Pradesh (UP)	42	21	55	15
Dadra & Nagar Haveli (DNH)	57	12	63	7	Meghalaya (MG)	52	16	54	16
Punjab (PN)	60	9	62	8	Arunachal Pradesh (AR)	51	17	53	17
Daman & Diu (DD)	63	6	61	9	Jharkhand (JH)	50	18	53	17
Delhi (DL)	62	7	61	9	Bihar (BI)	48	20	50	18

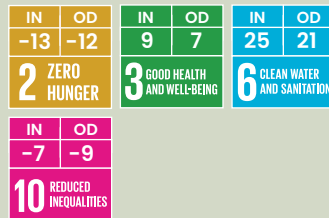
Category of states	Index score range	No. of States / UTs	Category of states	Index score range	No. of States / UTs
Achiever	100	0	Performer	50-64	27
Front Runner	65-99	10	Aspirant	<50	0

Goal Wise: Incremental Change of India and Odisha from Base year to Reference Year

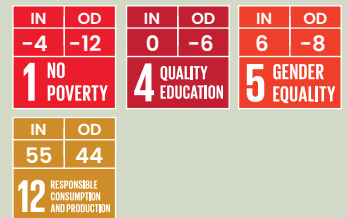
Goals where Odisha did better than India



Goals where Odisha performed marginally same as India



Goals where Odisha not performed well as India



KEY TAKE AWAYS:

- ▶ Odisha's status had risen from being in the bottom five states to the second highest gainer state.
- ▶ Performance in Goal 9: Industry, Innovation and Infrastructure has contributed mostly to the rise of Odisha with a jump of 40 points which is higher than India's incremental change.
- ▶ Despite the overall better performance, Odisha's status continues to be "Performer" due to the staggering decline in values of Goals 1,2,4 and 5.

Know More:

2018: http://niti.gov.in/writereaddata/files/SDX_Index_India_21.12.2018.pdf
 2019: https://niti.gov.in/sites/default/files/2019-12/SDG-India-Index-2.0_27-Dec.pdf