


Out of **391701** MSME units in Odisha, **101422** units have Udyog Aadhaar Memorandum (UAM) registration. Odisha ranks **16th** in UAM registration and providing employment.

Total MSME's registered in Odisha

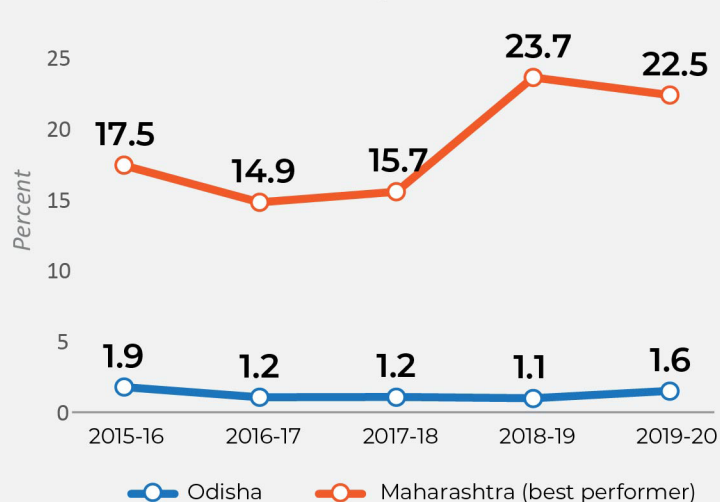


Note: Cumulative data from 2015-16 to Dec 2019

The four states account for more than **50%** of SEs in India; Odisha accounts for only **1.3%**.

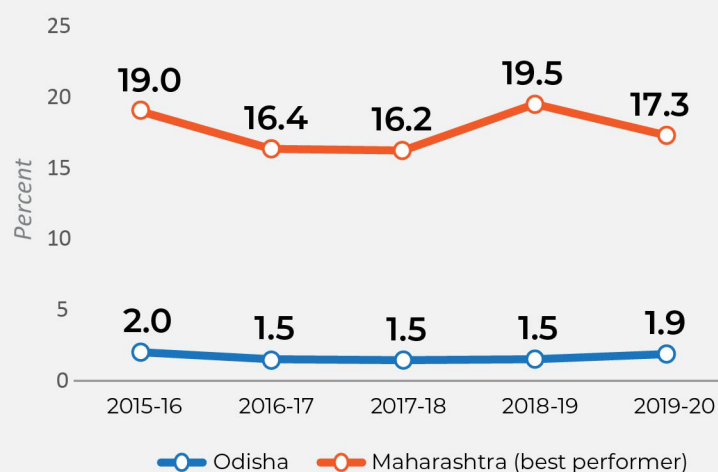
Cumulative % share of Small Enterprises (SEs)	
States	% Share
Maharashtra	19.4
Gujarat	12.2
Tamil Nadu	12.2
Telangana	7.2
Odisha	1.3

% share of SEs registered in India



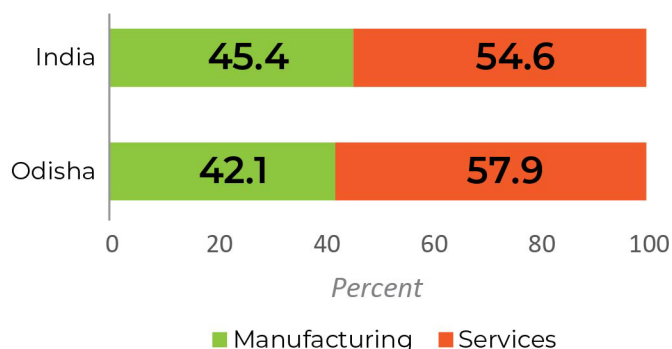
Maharashtra alone accounts for more than **1/5th** of SEs in India; Odisha share is only **1.6%**.

% share of Employment in SEs in India



Contribution of Odisha to employment in SEs is only **1.9%**; Maharashtra (**17.3%**), Tamil Nadu (**11%**), Gujarat (**8.3%**) and Karnataka (**7.5%**) are highest employment proviers in SEs.

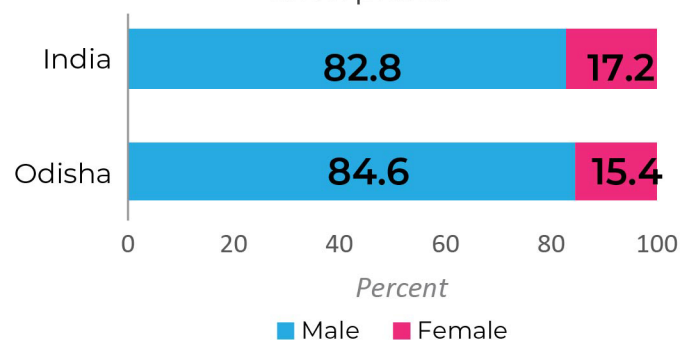
Activity wise registered small enterprises



More than **half** of small enterprises are Concentrated in Service sector; Odisha slightly higher than India.

Note: Cumulative data from 2015-16 to Dec 2019

Gender wise ownership of registered Small enterprises



Less than **20%** SEs are owned by women in Odisha and at the national level.

Note: Cumulative data from 2015-16 to Dec 2019